

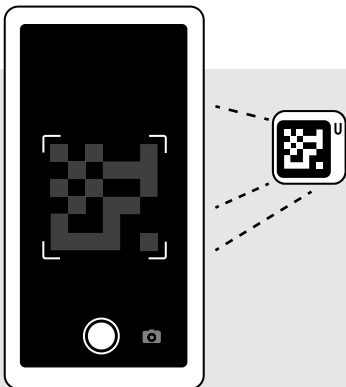
# 🇬🇧 Collecting data from the data logger



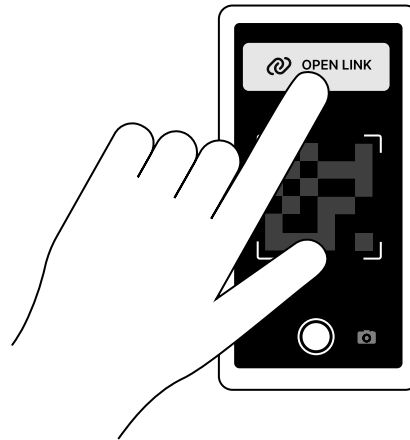
Make sure your smartphone  
 1) has internet access  
 2) can read QR codes

Your smartphone's camera app  
 can read QR codes automatically  
 or you will need to download  
 a QR code reader app.

**1** Open the QR reader app or camera and go over the QR code.



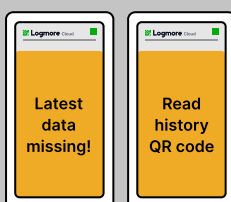
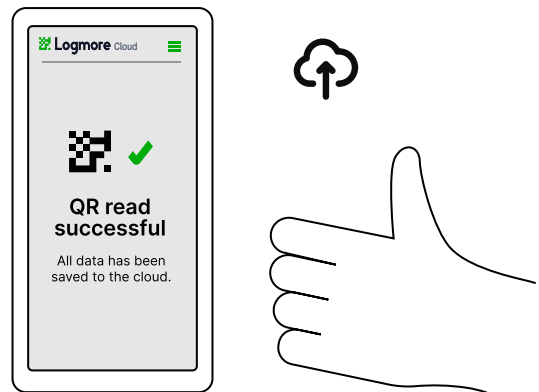
**2** Click the link that appears on the screen.



**3** Allow saving the location of scanning, if asked.



**4** Success! The data has been uploaded to monitoring platform.



## ATTENTION!

The data upload is not complete, if one of these notifications are shown. Follow the instructions on the phone. If latest data is missing, warm the logger in your hands for a few minutes.

